




enquiry sheet french balconies



P-01 / P-02 / P-03 according to abP*

Please fill in all fields and mark with a cross where applicable!

contact									
company	telephone								
contact	e-mail								
customer no.	project/commission								
(only one balustrade per sheet)									
	<h3 style="background-color: #f2f2f2; margin: 0;">window/door material</h3> <table style="width: 100%; border: none;"> <tr> <td style="width: 50%; border: none;"><input type="checkbox"/> aluminium (-A)</td> <td style="width: 50%; border: none;"><input type="checkbox"/> wood (-A)</td> </tr> <tr> <td style="border: none;"><input type="checkbox"/> jamb-stop fixation (-F)</td> <td style="border: none;"><input type="checkbox"/> wood/alu (-A)</td> </tr> <tr> <td style="border: none;"><input type="checkbox"/> plastic with steel core (-K)</td> <td style="border: none;"><input type="checkbox"/> plastic/Alu (-K)</td> </tr> <tr> <td style="border: none;"><input type="checkbox"/> glass fiber reinforced plastic (GFRP)</td> <td></td> </tr> </table>	<input type="checkbox"/> aluminium (-A)	<input type="checkbox"/> wood (-A)	<input type="checkbox"/> jamb-stop fixation (-F)	<input type="checkbox"/> wood/alu (-A)	<input type="checkbox"/> plastic with steel core (-K)	<input type="checkbox"/> plastic/Alu (-K)	<input type="checkbox"/> glass fiber reinforced plastic (GFRP)	
<input type="checkbox"/> aluminium (-A)	<input type="checkbox"/> wood (-A)								
<input type="checkbox"/> jamb-stop fixation (-F)	<input type="checkbox"/> wood/alu (-A)								
<input type="checkbox"/> plastic with steel core (-K)	<input type="checkbox"/> plastic/Alu (-K)								
<input type="checkbox"/> glass fiber reinforced plastic (GFRP)									
Installation									
<input type="checkbox"/> window/door frame	<input type="checkbox"/> facade/masonry								
make / model window profile									
wind load 	beam load 								
q = _____ kN/m ²	<input type="checkbox"/> 1,0 kN/m (public) <input type="checkbox"/> 0,5 kN/m (private)								
fastening general (TYPE P-01/02)	middle profile (TYPE P-03)								
<input type="checkbox"/> front mounted (TYP P-01)	<input type="checkbox"/> jamb mounted (TYP P-02)								
<input type="checkbox"/> yes	<input type="checkbox"/> no								
fastening material									
<input type="checkbox"/> self-tapping screw (-A oder -K) screw length: <input type="checkbox"/> 60 mm <input type="checkbox"/> 75* mm <input type="checkbox"/> 90 mm <input type="checkbox"/> 110 mm	<input type="checkbox"/> cross-dowe(-X) * standard length/scope of delivery for mounting variants A and K								
<input type="checkbox"/> lens head screw (-F)	<input type="checkbox"/> provided by customer								
fastening at:	shutter guide rails (RFS)								
<input type="checkbox"/> window/door frame	<input type="checkbox"/> yes <input type="checkbox"/> no								
<input type="checkbox"/> window/door rebate (TYPE "F") (only for aluminum windows)									
<input type="checkbox"/> masonry									
<input type="checkbox"/> steel structure (angle, flat steel, square tube)									
dimension (RFS)	material shutter guide rails								
_____ width x _____ depth mm	<input type="checkbox"/> plastic <input type="checkbox"/> aluminium								

* Sollte ein Prüfzeugnis ablaufen, wird eine neue Prüfzeugnisnummer vergeben.

enquiry sheet french balconies



P-01 / P-02 / P-03 according to abP*

Please fill in all fields and mark with a cross where applicable!

profile length	surface profile	glass thickness
<input type="checkbox"/> 900 mm (glass height 893 mm)	<input type="checkbox"/> anthracite grey (RAL 7016)	<input type="checkbox"/> 10,76 mm
<input type="checkbox"/> 1000 mm (glass height 993 mm)	<input type="checkbox"/> traffic white (RAL 9016)	<input type="checkbox"/> 12,76 mm
<input type="checkbox"/> 1100 mm (glass height 1093 mm)	<input type="checkbox"/> blank (E0) <i>only for P-01 / P-02</i>	<input type="checkbox"/> 17,52 mm
<input type="checkbox"/> special heigth: _____ mm	<input type="checkbox"/> stainless steel optic (E123) <i>only for P-01 / P-02</i>	<input type="checkbox"/> 21,52 mm
	<input type="checkbox"/> silver anodized (E6/EV1)	
	<input type="checkbox"/> special color: RAL _____	

accessories	edge protection	edge protection material/surface
 <input type="checkbox"/> spacer gauge	 <input type="checkbox"/> u-profile (wet silicone seal)	<input type="checkbox"/> A2 polished
 <input type="checkbox"/> open-end wrench	 <input type="checkbox"/> u-profile (with gasket)	<input type="checkbox"/> A2 matt brushed
	<input type="checkbox"/> flat material with adhesive tape	<input type="checkbox"/> aluminium stainless steel optic (E123)
	<input type="checkbox"/> must be provided by the customer	<input type="checkbox"/> aluminium natural color E6EV1

quantities required	notice
pos. 1: _____ set for glass width ca. _____ mm	_____
pos. 2: _____ set for glass width ca. _____ mm	_____
pos. 3: _____ set for glass width ca. _____ mm	_____
pos. 4: _____ set for glass width ca. _____ mm	_____
pos. 5: _____ set for glass width ca. _____ mm	_____
pos. 6: _____ set for glass width ca. _____ mm	_____
pos. 7: _____ set for glass width ca. _____ mm	_____

sketches